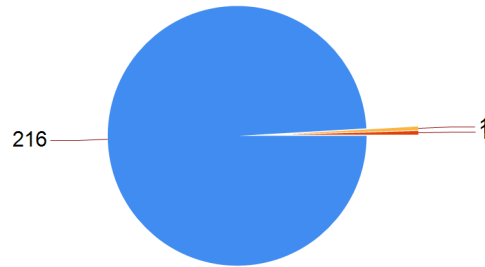


# Year 11 Activity Survey Analysis

## Gospel Oak School

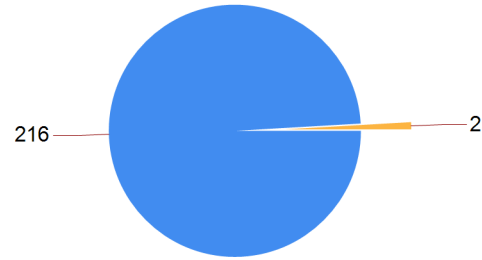
### Meeting the Duty to Participate

	No. of Clients	%
Meeting the Duty to Participate	216	99.1%
Not Participating	1	0.5%
Temporary Break from Learning	1	0.5%
Total	218	



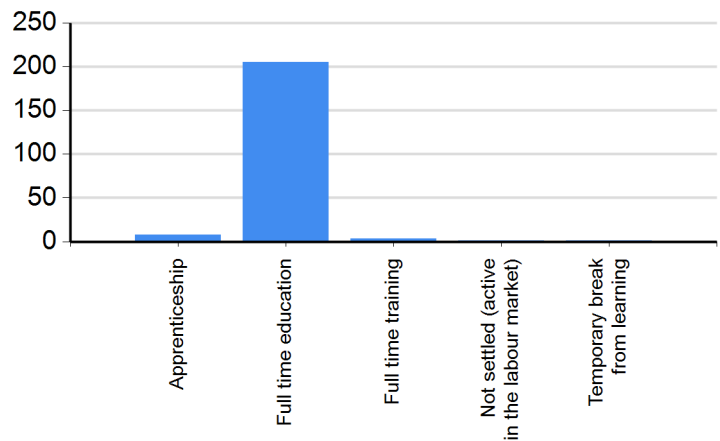
### NEET Outcomes

	No. of Clients	%
EET	216	99.1%
NEET	2	0.9%
Total	218	



### DfE Destination Groups

	No. of Clients	%
Apprenticeship	8	3.7%
Full time education	205	94.0%
Full time training	3	1.4%
Not settled (active in the labour market)	1	0.5%
Temporary break from learning	1	0.5%
Total	218	



### List of Destinations

	No. of Clients	%
2.01 School Sixth Form	54	24.8%
2.02 Sixth Form College	12	5.5%
2.03 Further Education	139	63.8%
3.07 Apprenticeships	8	3.7%
4.02 Study Programme	3	1.4%
5.01 Seeking employment - educ or trng only	1	0.5%
5.09 Illness	1	0.5%
Total	218	

### Of those remaining in Sixth Form...

	No. of Clients	%
...remains in own sixth form	49	90.7%
...chose to attend a different school	5	9.3%
Total	54	