


Year 11 Activity Survey Analysis

Gospel Oak School


Meeting the Duty to Participate

	No. of Clients	%
Meeting the Duty to Participate	219	99.1%
Not Participating	2	0.9%
Total	221	



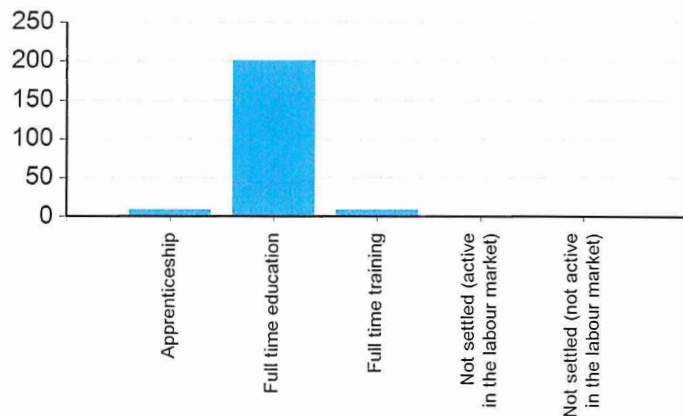
NEET Outcomes

	No. of Clients	%
EET	219	99.1%
NEET	2	0.9%
Total	221	



DfE Destination Groups

	No. of Clients	%
Apprenticeship	9	4.1%
Full time education	201	91.0%
Full time training	9	4.1%
Not settled (active in the labour market)	1	0.5%
Not settled (not active in the labour market)	1	0.5%
Total	221	



List of Destinations

	No. of Clients	%
2.01 School Sixth Form	46	20.8%
2.03 Further Education	154	69.7%
2.08 Educated at Home (Post 16)	1	0.5%
3.07 Apprenticeships	9	4.1%
4.02 Study Programme	8	3.6%
4.05 Other training (private training organisation)	1	0.5%
5.04 Those not yet ready for work or learning	1	0.5%
5.08 Young carers	1	0.5%
Total	221	

Of those remaining in Sixth Form...


	No. of Clients	%
...remains in own sixth form	44	95.7%
...chose to attend a different school	2	4.3%
Total	46	

Year 11 Activity Survey Analysis

Sandwell MBC


Meeting the Duty to Participate

	No. of Clients	%
Meeting the Duty to Participate	4829	97.3%
Not Participating	90	1.8%
Temporary Break from Learning	25	0.5%
Working Towards	19	0.4%
Total	4963	

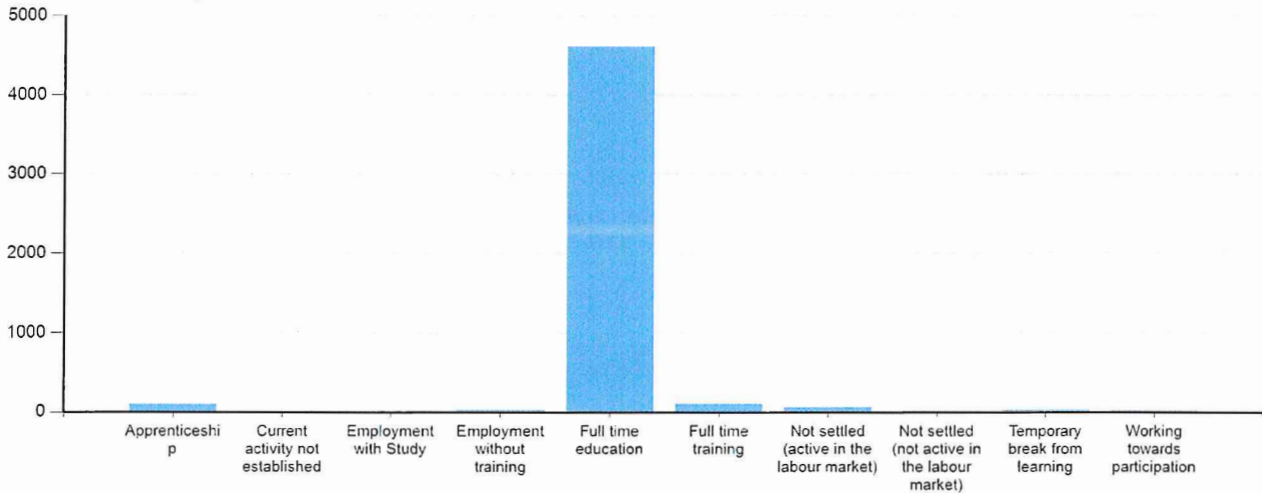


NEET Outcomes

	No. of Clients	%
EET	4872	98.2%
NEET	83	1.7%
Not Known	8	0.2%
Total	4963	



DfE Destination Groups



	No. of Clients	%
Apprenticeship	100	2.0%
Current activity not established	8	0.2%
Employment with Study	4	0.1%
Employment without training	24	0.5%
Full time education	4616	93.0%
Full time training	109	2.2%
Not settled (active in the labour market)	55	1.1%
Not settled (not active in the labour market)	3	0.1%
Temporary break from learning	25	0.5%
Working towards participation	19	0.4%
Total	4963	

List of Destinations

	No. of Clients	%
2.01 School Sixth Form	1209	24.4%
2.02 Sixth Form College	388	7.8%
2.03 Further Education	2973	59.9%
2.08 Educated at Home (Post 16)	38	0.8%
2.05 Special Post-16 Institutions	7	0.1%
2.10 In a Custodial Sentence (AGE 16 & 17 ONLY)	1	0.0%
3.07 Apprenticeships	100	2.0%
3.08 Full-time Employment with Study	3	0.1%
3.12 Employment without training	9	0.2%
3.11 Employment with non-accredited training	14	0.3%
3.14 Temporary employment	1	0.0%
3.13 Part Time Employment	2	0.0%
4.02 Study Programme	106	2.1%
4.05 Other training (private training organisation)	3	0.1%
4.16 Re-engagement	18	0.4%
3.10 Working not for reward combined with study	1	0.0%
5.04 Those not yet ready for work or learning	3	0.1%
5.02 Start Date Agreed (RPA Compliant)	1	0.0%
5.01 Seeking employment - educ or trng only	50	1.0%
5.08 Young carers	3	0.1%
5.07 Teenage parents	5	0.1%
5.09 Illness	16	0.3%
5.06 Pregnancy	4	0.1%
Year 11 Leaver Unknown(CCISONLY)	8	0.2%
Total	4963	

Of those remaining in Sixth Form...

	No. of Clients	%
...remains in own sixth form	956	79.1%
...chose to attend a different school	253	20.9%
Total	1209	

The above information has been compiled by Prospects on behalf of Sandwell MBC. Information required to create this report has been gathered from a number of sources. Prospects can accept no responsibility for any interpretation or action based on the information.