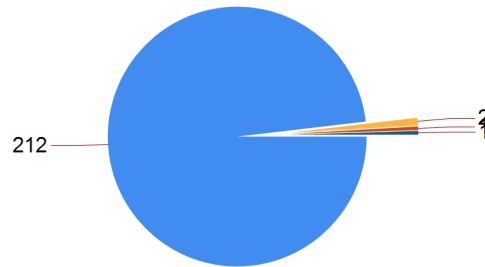


# Year 11 Activity Survey Analysis

## Gospel Oak School

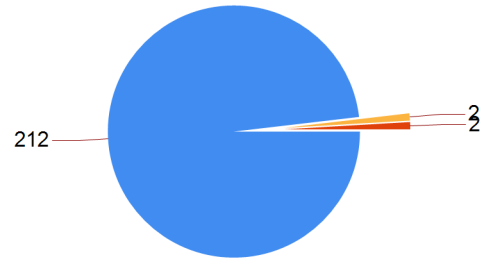
### Meeting the Duty to Participate

	No. of Clients	%
Meeting the Duty to Participate	212	98.1%
Not Participating	2	0.9%
Temporary Break from Learning	1	0.5%
Working Towards	1	0.5%
Total	216	



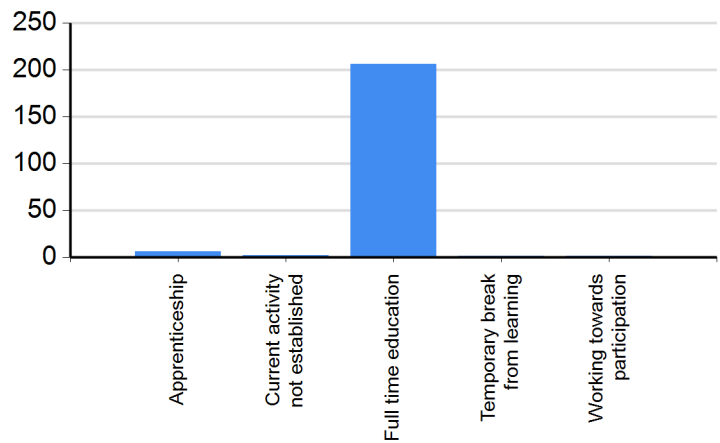
### NEET Outcomes

	No. of Clients	%
EET	212	98.1%
NEET	2	0.9%
Not Known	2	0.9%
Total	216	



### DfE Destination Groups

	No. of Clients	%
Apprenticeship	6	2.8%
Current activity not established	2	0.9%
Full time education	206	95.4%
Temporary break from learning	1	0.5%
Working towards participation	1	0.5%
Total	216	



### List of Destinations

	No. of Clients	%
2.01 School Sixth Form	49	22.7%
2.02 Sixth Form College	2	0.9%
2.03 Further Education	155	71.8%
3.07 Apprenticeships	6	2.8%
5.02 Start Date Agreed (RPA Compliant)	1	0.5%
5.07 Teenage parents	1	0.5%
Year 11 Leaver Unknown(CCISONLY)	2	0.9%
Total	216	

### Of those remaining in Sixth Form...

	No. of Clients	%
...remains in own sixth form	36	73.5%
...chose to attend a different school	13	26.5%
Total	49	