

1(a) A program asks a user to enter a number. Only integer values between 1 and 100 (inclusive) are accepted. The program is tested.

Tick (✓) one or more boxes in each row to identify the type or types of test for each example of test data.

Example test data	Normal test data	Boundary test data	Invalid / erroneous test data
27	✓		
"Hello"			✓
105		✓	
100	✓		

2
[4]

(b) An algorithm is written for the program.

i. Complete the algorithm for the program.

num = input("Enter a number between 1 and 100")

if num < 1 AND > 100 then

print("accepted")

else

print("not accepted")

endif

1
[3]

ii. Give the identifier of one variable used in the algorithm in part (i).

num

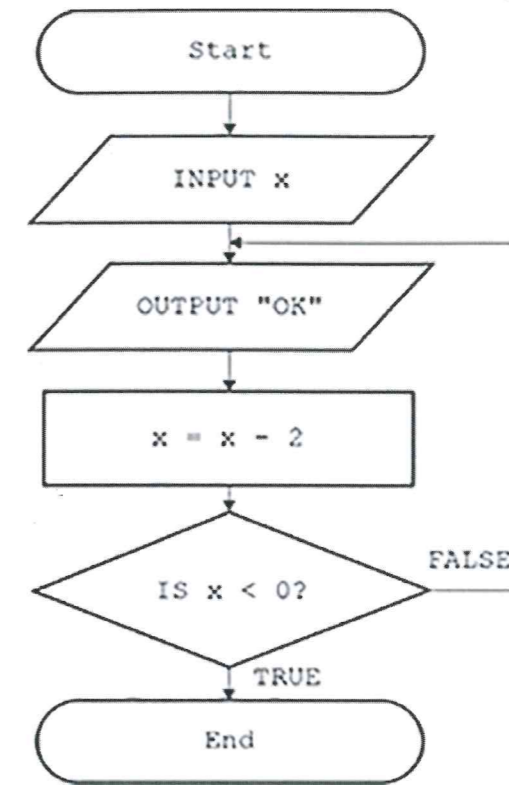
1
[1]

iii. Give one Boolean operator used in the algorithm in part (i).

AND

1
[1]

2(a) This flowchart uses iteration.



Complete the table by identifying how many times "OK" will be output for when each value is input.

Input value	Number of times "OK" is output
3	2 ✓
10	5 ✓

2
[2]

(b) Iteration is a programming construct.

i. Identify and describe two different examples of iteration that can be used in a high-level language.

1 For loops which run for a pre-determined amount of times iterations

2 While loops which run until a condition is met.

[4]

4

ii. Give the names of two other programming constructs that are used in a high-level language.

1 Python

2 Pseudocode

[2]

(c) A programmer implements the flowchart as a program in a high-level language using an Integrated Development Environment (IDE).

Identify and describe two tools that the programmer could use in the IDE to create a program from the flowchart.

Tool 1 Debugger

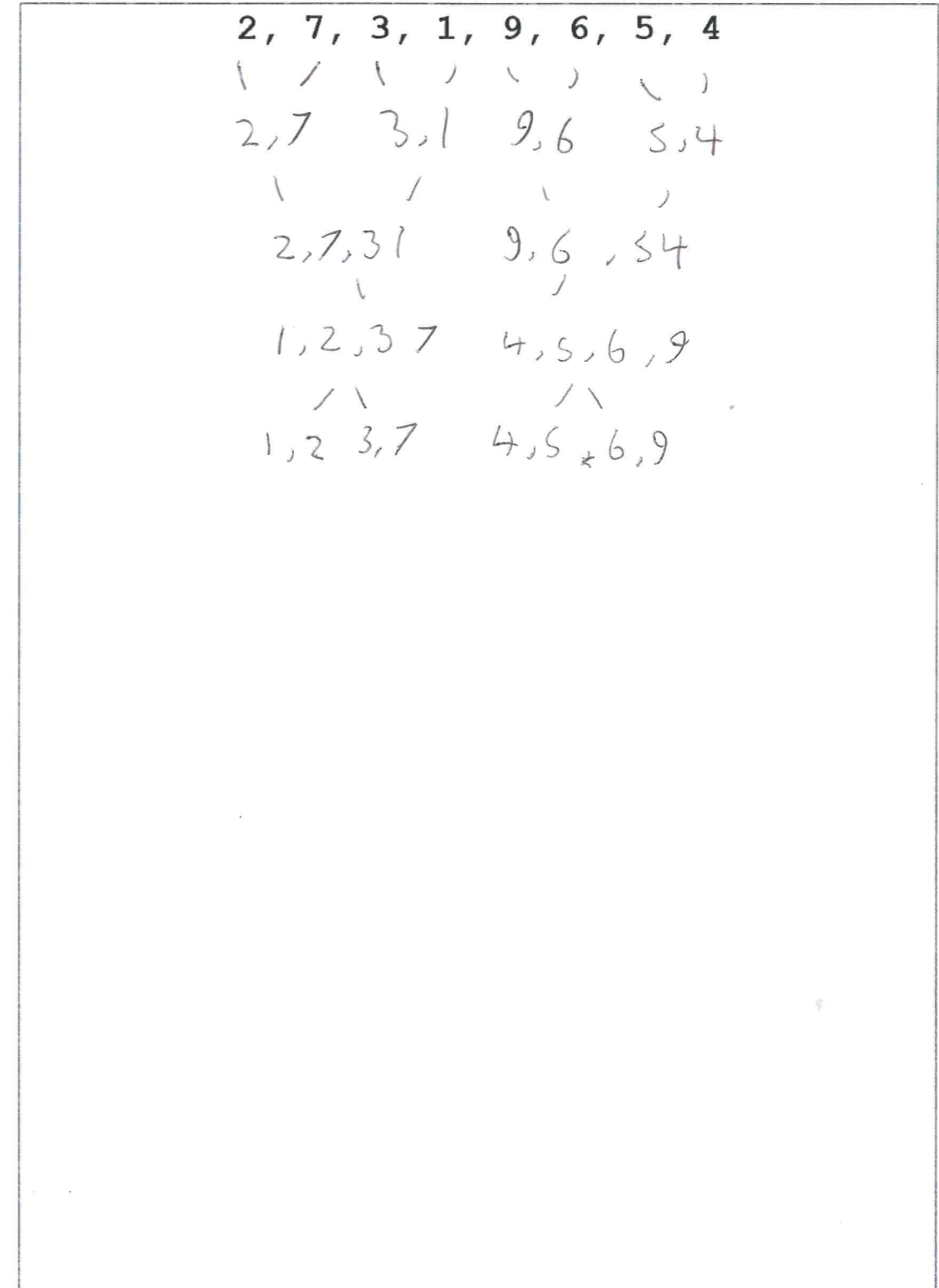
Description Allows the programmer to find and fix errors

Tool 2 Runtime

Description Being able to run and test the data code.

[4]

3(a) Show the steps that a merge sort would take to put the data set into ascending numerical order.



[4]

(b) Tick (✓) one box in each table to complete the descriptions.

An insertion sort...

	Tick (✓) one box
uses an array of numbers with a sorted part and unsorted part	
picks out the middle value to begin with	✓
merges arrays of numbers together	

A bubble sort compares pairs of values and then:

	Tick (✓) one box
always swaps them	
swaps them if they are in the correct order	
swaps them if they are in the incorrect order	✓

A sorting algorithm can sort data in an array. An array:

	Tick (✓) one box
is declared with a fixed length	
stores multiple values that cannot be changed while the program is running	✓
can only be declared with a maximum of one-dimension (1D)	

(c) An algorithm can be used to search for a value in an array. The algorithm follows these steps:

- compares the first value in the array to the value being searched for
- stops if the comparison is `true`
- moves to the next value in the array if the comparison is `false`.

i. Give the name of the searching algorithm described.

Binary search

[1]

ii. Identify one other condition that will cause the algorithm to stop.

If it finds the value

[1]

This was stated it asked for another.

4(a) An algorithm is written to read numbers from the external text file `data.txt`

Each number is checked when it is read from the external text file. The number is output to the user if it is not 0.

Complete the algorithm using the OCR Exam Reference Language statements in the box.

Not all statements are used.

<code>data</code>	<code>for</code>	<code>if</code>
<code>myFile.close()</code>	<code>myFile.readLine()</code>	<code>input()</code>
<code>myFile.writeLine()</code>	<code>open</code>	<code>print</code>
<code>temp</code>	<code>txt</code>	<code>x</code>

`myFile = myFile.readLine() ("data.txt")`

`while NOT myFile.endOfFile()`

`temp = x`

`if int (temp) != 0`

`print (temp)`

`endif`

`endwhile`

`myFile.close()`

[5]

(b) Identify how casting is used in this algorithm.

To read the data of the file.

[1]

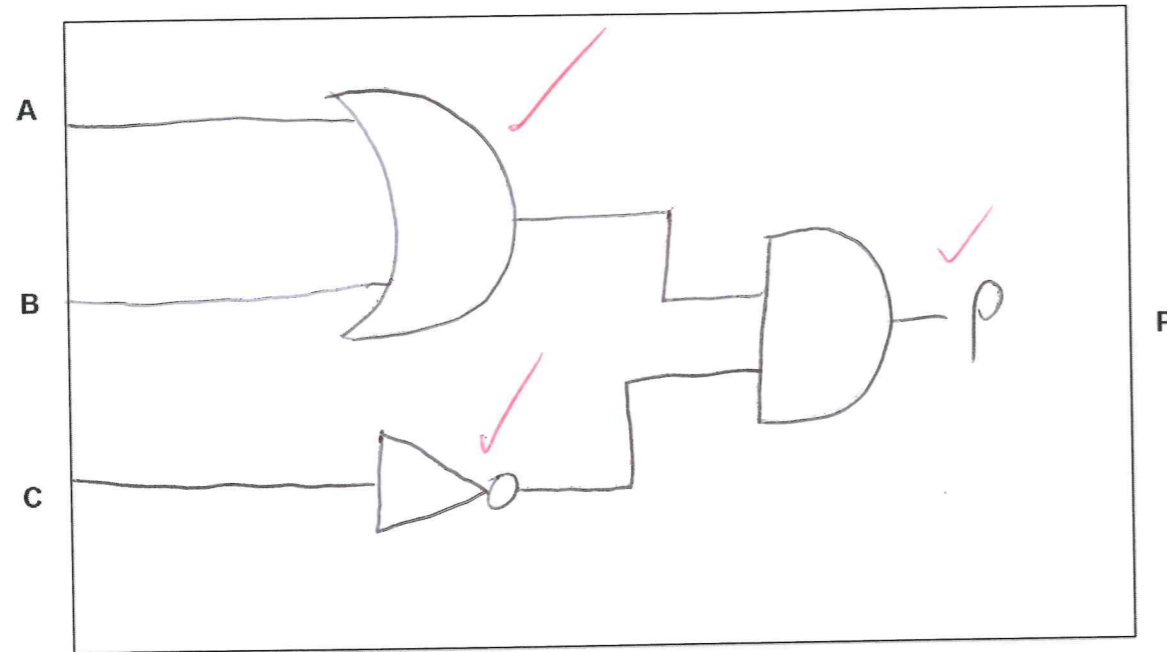
5(a) A security system protects online credit card payments. The system has three inputs:

Input	Description
A	True when the user enters their correct password
B	True when the user enters their correct PIN
C	True when the card is blocked

The output (P) is True if both of the following conditions are True:

- the user has entered either their correct password or has entered their correct PIN
- the card is not blocked.

Draw the logic circuit for the security system

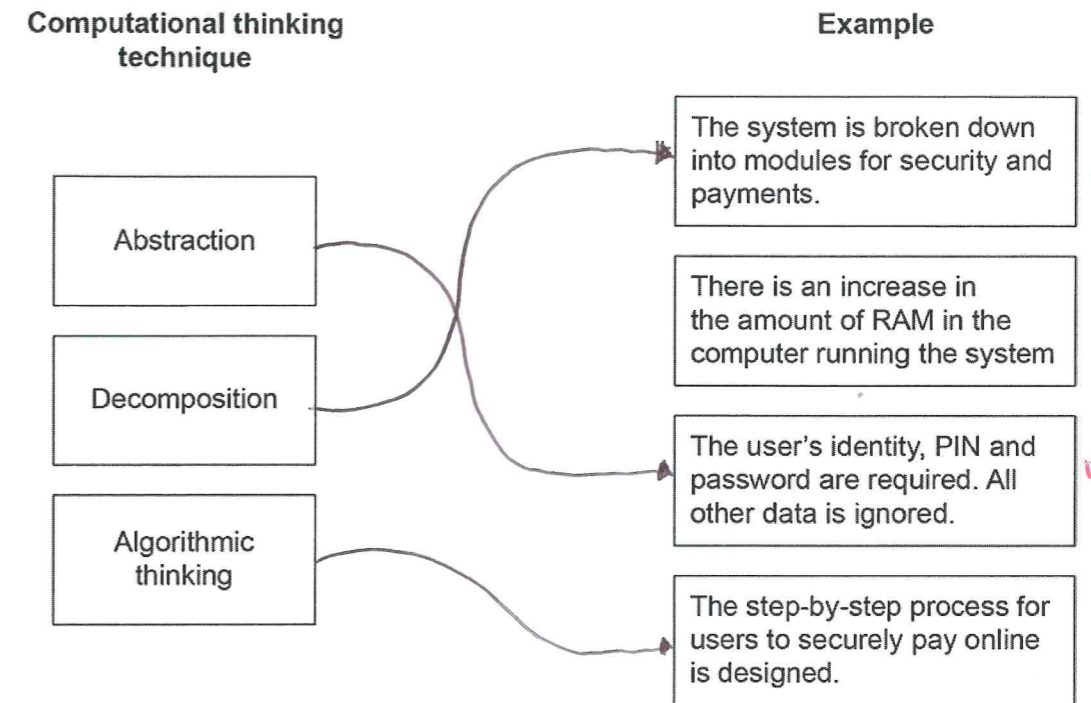


(b) Complete the truth table for $P = A \text{ AND } B$

A	B	P
0	0	0
0	1	0
1	0	0
1	1	1

(c) Computational thinking techniques were used to design a security system.

Draw one line to match each computational thinking technique to its correct example.



(d) As part of a security system, the user is asked to choose a 4-digit value for their PIN. This PIN cannot be 1234 or 4321

Create an algorithm that:

- takes the PIN as input as a string
- checks that the PIN is 4 characters in length
- checks that the PIN is not either "1234" or "4321"
- outputs "VALID PIN" if the PIN meets all of the criteria
- outputs "INVALID PIN" if the PIN does not meet all of the criteria.

You do not need to check that the digits entered are numeric.

```

str pin = str(input("choose a 4 digit PIN"))
if pin == "1234" OR pin == "4321"
    print("INVALID PIN")
else
    print("VALID PIN")
    
```

Handwritten notes: "Bad as no variable to check", "length of pin?", "Pin = 4", "PC ==", "or", "no variable to check", "length of pin?", "Pin?"

6(a) OCR Rockfest is a yearly music festival. Visitors buy tickets to attend and watch the music acts.

A computer system is created to sell tickets and store information about visitors and the music acts.

Visitors are asked to choose a password. The password is entered twice and stored in the variables `passA` and `passB`

i. Tick (✓) one box to identify the correct OCR Exam Reference Language statements for the design of this task.

OCR Exam Reference Language to enter two passwords	Tick (✓) one box
<code>passA and passB = input("enter password twice")</code>	
<code>input("enter your password") = passA</code> <code>input("enter your password again") = passB</code>	
<code>passA = input("enter your password")</code> <code>passB = input("enter your password again")</code>	✓
<code>"passA" = input("enter your password")</code> <code>"passB" = input("enter your password again")</code>	

[1]

ii. Design an algorithm that:

- checks if the passwords stored in `passA` and `passB` are the same
- outputs "passwords match" if they are the same
- outputs "passwords do not match" if they are not the same.

~~while~~ if `passA == passB` *Sadly it needed an if not while.*
 `print("passwords match")`
else
 `print("passwords do not match")`
endwhile

[3]

(b) The database table **TblMusic** stores data about the music acts.

Some of the data in **TblMusic** is shown:

ActID	Stage	Day	SetLength
1	Platinum	Saturday	0.5
2	Hills	Saturday	1.5
3	Triangle	Sunday	1.0
4	Platinum	Sunday	0.5

An SQL statement has been written to show **ActID** and **Stage** for all acts playing on Saturday. The SQL statement is incorrect.

```
SELECT ActID AND Stage
FROM TblActs
IF Day = Saturday
```

i. Refine the SQL statement to correct the errors.

```
SELECT ActID AND Stage
FROM TblMusic
WHERE Day = Saturday
```

Handwritten notes: Must match the table Capital M.

[4]

ii. Identify one example of a record from **TblMusic**

1, platinum, saturday, 0.5 ✓

[1]

iii. Give the most appropriate data type for each field shown.

Field name	Data stored	Data type
Stage	The name of the stage	integer String ✓
SetLength	The length of each set in hours	integer ✗

[2]

(c) Tickets to the festival are £60 each. Visitors can buy multiple tickets. For example, a visitor buying 4 tickets would pay £240.

i. Write a function, `calculatePrice()` that:

- takes the number of tickets to be purchased as a parameter
- calculates and returns the total price to pay.

You must use either:

- OCR Exam Reference Language, or
- a high-level programming language that you have studied.

Handwritten notes: This needs a call to def to define. No parameter.

```
def calculatePrice():
    x = int(input("How many tickets would you like to buy?"))
    price = x * 60
    print(price)
```

[4]

ii. Write an algorithm that:

- uses the function `calculatePrice()` to find the price for a visitor buying 3 tickets
- stores the result in the variable `totalPrice`

You must use either:

- OCR Exam Reference Language, or
- a high-level programming language that you have studied.

```
totalPrice = calculatePrice()
print(totalPrice)
```

[2]

(d) The number of different music acts on each of the three stages is stored in the array `actNumbers`.

Each index of the array represents one stage.

Index	0	1	2
Data	10	14	6

`actNumbers`

This algorithm adds up the total number of acts on all three stages.

```

01 count = 0
02 for x = 0 to 2
03 count = count + actNumbers[x]
04 next x
05 print(count)

```

i. Complete the trace table for the algorithm. You may not need to use all rows in the table.

Line number	count	x	Output
1	0 ✓	0	
2	10		10
3	10	1	24
4	24		
5	24	2 ✓	
6	30 ✓		30
7			
8			
9			
10			

ii. The array `actNumbers` is changed to include data for two more stages. The new array is shown:

Index	0	1	2	3	4
Data	10	14	6	9	11

`actNumbers`

The algorithm from part (i) needs refining to work for the new array. The algorithm is repeated here:

```

01 count = 0
02 for x = 0 to 2
03 count = count + actNumbers[x]
04 next x
05 print(count)

```

Identify the line number that will need to be changed for the new array and write the updated line of code.

Line number 02

Updated code for x = 0 to 4

[2]

iii. Refine line 05 in the algorithm to output "The total act count is " and then the content of the variable `count`

For example:

The total act count is 50

New line 05 print("The total act count is " & count)

[1]

(e) There are 500 tickets available for the music festival. The number of tickets currently available is stored in the variable `tickets`

END OF QUESTION PAPER

Complete the algorithm to:

- prompt the user to enter how many tickets they would like and take this value as input
- output "Tickets booked" and reduce the value stored in `tickets` if there are enough tickets available
- output "Not enough tickets" if there are not enough tickets available
- repeat the steps until there are no tickets left.

You must use either:

- OCR Exam Reference Language, or
- a high-level programming language that you have studied.

`tickets = 500`

```
x = int(input("how many tickets would you like to buy"))  
output tickets = tickets - x  
if tickets > 0  
    print("Tickets booked")  
else  
    print("Not enough tickets")  
tickets = 500  
ticketcount = tickets - x  
if tickets > 0:  
    print("Tickets booked")  
else:  
    print("Not enough tickets")
```

Not needed

deduct before the check
so check will be after taking off

Attempt of outputs

• No use of a loop
• No condition for loop

2

[6

Computer Science (J277) [REDACTED]

J277/02, Computational thinking, algorithms and programming, June 2025

Please note that you may see slight differences between this paper and the original.

Candidates answer on the Question paper.

OCR supplied materials:
Additional resources may be supplied with this paper.

Other materials required:

- Pencil
- Ruler (cm/mm)

41
/ 80

Duration: 90 mins

[REDACTED]

grade 4

INSTRUCTIONS TO CANDIDATES

Write your name, centre number and candidate number in the boxes above. Please write clearly and in capital letters. Use black ink. HB pencil may be used for graphs and diagrams only. Answer **all** the questions, unless your teacher tells you otherwise. Read each question carefully. Make sure you know what you have to do before starting your answer. Where space is provided below the question, please write your answer there. You may use additional paper, or a specific Answer sheet if one is provided, but you must clearly show your candidate number, centre number and question number(s).

ADDITIONAL INFORMATION FOR CANDIDATES

The quality of written communication is assessed in questions marked with either a pencil or an asterisk. In History and Geography a *Quality of extended response* question is marked with an asterisk, while a pencil is used for questions in which *Spelling, punctuation and grammar and the use of specialist terminology* is assessed. The number of marks is given in brackets [] at the end of each question or part question. The total number of marks for this paper is 80. The total number of marks may take into account some 'either/or' question choices.